

University of California Faculty Emeriti Survey

This survey concerns your current experiences as a UC faculty emeriti, and past experiences as a UC faculty member prior to your retirement. We are also interested in any thoughts you might have about possible policies/initiatives for UC faculty, pre- and post-retirement, designed to promote satisfying and successful careers.

All of your responses will be kept strictly confidential. You may withdraw from the survey at any time, or skip any question that you do not wish to answer.

You may at any point along the way save your responses (by clicking one of the save/next buttons) and return to the survey at a later point in time by logging in again with your username and password.

We ask a number of questions about your demography, family status, and past career situation to help assure that the University of California is supportive of and responsive to the needs of all faculty and faculty emeriti. Please skip any questions that make you feel uncomfortable or that you find overly intrusive.

A. Past UC Employment; Recent Employment Status, Demography, Family, and Health

1. What month (if known) and year did each of the following events occur?

	Event	Month?	Year? (e.g., 1963)
a.	Your birth date:	Click Here ▼	
b.	Your completion of your highest degree (PhD or other professional degree)	Click Here ▼	
c.	Assistant Professor Start Date at UC (skip if not relevant)	Click Here ▼	
d.	Associate Professor Start Date at UC (skip if not relevant)	Click Here ▼	
e.	Full Professor Start Date at UC (skip if not relevant)	Click Here ▼	
f.	Retirement from your UC Faculty position	Click Here ▼	
g.	Voluntarily Recalled (post-retirement) as a UC Faculty Member (start of appointment) (skip if not relevant)	Click Here ▼	
h.	Completion of most recent Recalled UC Faculty Appointment (skip if not relevant; write "currently active" in year if recall appointment is ongoing)	Click Here ▼	

2. At the time of your retirement from your faculty position, which of the following disciplines best described your primary departmental affiliation (e.g., Mathematics)?

Note: If you cannot locate your discipline in this pull-down menu, please specify it in the below text box.

Discipline? ▼

Please specify your primary discipline/department/unit (if not found in the pull-down menu)

Which of the following disciplines best describes

Discipline? ▼

your secondary departmental affiliation (if any)?

Note: If you cannot locate your secondary discipline in this pull-down menu, please specify it in the below text box.

Please specify your secondary discipline/department/unit (if not found in the pull-down menu)

3. At the time of your retirement from your faculty position, what was your faculty rank?

- ☐ Assistant Professor
- ☐ Associate Professor
- ☐ Full Professor (below step VI)
- ☐ Full Professor (Step VI-IX)
- ☐ Full Professor (above scale)
- ☐ Other, please specify



4. Prior to your retirement, did you ever serve in any administrative posts? Check all that apply.

- ☐ Dean
- ☐ Associate Dean
- ☐ Assistant Dean
- ☐ Chair
- ☐ Vice Chair
- ☐ Director of center, institute, laboratory or program
- ☐ Other, please specify



5. Since you retired from your faculty position at the University of California, have you been employed by any academic or non-academic institution(s)/company(ies) (including the University of California and/or self-employment)?

If "yes," additional questions will open.

- ☐ Yes
- ☐ No

(If "yes" to the above question) For each employed position you have held since retiring from your faculty position at the University of California, please note when the position started, ended, the type of position, name of the employer, and whether the position was full- or part-time.

If you are still employed, please write "continuing" in the *End year* column. If you are "self-employed," please write this in the *Name of the employer* column.

	Positions held after UC faculty retirement	Start month?	Start year? (e.g., 1998)	End month?	End year? (e.g., 2001)	Type of position ¹	Name of employer (i.e., institution or company name)	Full-time?
a.	First employment position	<input type="text" value="Click Here"/>	<input type="text"/>	<input type="text" value="Click Here"/>	<input type="text"/>	<input type="text" value="Click Here"/>	<input type="text"/>	<input type="text" value="Click Here"/>
b.	Second	<input type="text" value="Click Here"/>	<input type="text"/>	<input type="text" value="Click Here"/>	<input type="text"/>	<input type="text" value="Click Here"/>	<input type="text"/>	<input type="text" value="Click Here"/>

	employment position (skip if not relevant)						
c.	Third employment position (skip if not relevant)	Click Here ▼		Click Here ▼		Click Here ▼	Click Here ▼
d.	Fourth employment position (skip if not relevant)	Click Here ▼		Click Here ▼		Click Here ▼	Click Here ▼
e.	Fifth employment position (skip if not relevant)	Click Here ▼		Click Here ▼		Click Here ▼	Click Here ▼
f.	Sixth employment position (skip if not relevant)	Click Here ▼		Click Here ▼		Click Here ▼	Click Here ▼
g.	Seventh employment position (skip if not relevant)	Click Here ▼		Click Here ▼		Click Here ▼	Click Here ▼
h.	Eighth employment position (skip if not relevant)	Click Here ▼		Click Here ▼		Click Here ▼	Click Here ▼

¹If you marked "other" type of position, please describe which employment position you are referencing (e.g., "Second position") and describe the nature of the position:

6. What is your gender?

- ☐ Male
- ☐ Female
- ☐ Transgender
- ☐ Prefer not to say
- ☐ Other, please specify




7. What is your sexual orientation?


- ☐ Straight (heterosexual)
- ☐ Lesbian
- ☐ Gay
- ☐ Bisexual
- ☐ Prefer not to say
- ☐ Other, please specify



8. What is your ethnic category? *Check all that apply.*


- ☐ White (not of Hispanic origin)
- ☐ Black/African American (not of Hispanic origin)
- ☐ Chinese/Chinese American
- ☐ Japanese/Japanese American
- ☐ Filipino/Pilipino
- ☐ Pakistani/East Indian
- ☐ Other Asian
- ☐ American Indian or Alaska Native
- ☐ Mexican/Mexican American/Chicano
- ☐ Latin American/Latino
- ☐ Other Spanish/Spanish American
- ☐ Prefer not to say
- ☐ Other, *please specify* 

Of the below ethnic categories, which do you self-identify with most? *Pick one.*


- ☐ White (not of Hispanic origin)
- ☐ Black/African American (not of Hispanic origin)
- ☐ Chinese/Chinese American
- ☐ Japanese/Japanese American
- ☐ Filipino/Pilipino
- ☐ Pakistani/East Indian
- ☐ Other Asian
- ☐ American Indian or Alaska Native
- ☐ Mexican/Mexican American/Chicano
- ☐ Latin American/Latino
- ☐ Other Spanish/Spanish American
- ☐ Prefer not to say
- ☐ Other, *please specify* 

9. What is your current marital or relationship status?


Note: If "married" or "partnered," additional question will open.

- ☐ Married
- ☐ Partnered
- ☐ Widowed
- ☐ Divorced
- ☐ Separated
- ☐ Never Married/Partnered
- ☐ Other, *please specify* 

(if currently married or partnered) What is the highest degree or level of school that your spouse/partner has COMPLETED? *Note: If currently enrolled, please mark the previous grade or highest degree received.*

- ☐ Less than High School graduate
- ☐ High school diploma or equivalent (e.g., GED)
- ☐ 1 or more years of college, no degree
- ☐ Associate degree (e.g., AA, AS)
- ☐ Bachelor's degree (e.g., BA, AB, BS)
- ☐ Master's degree (e.g., MA, MS, MEng, MEd, MSW, MBA)
- ☐ Professional degree (e.g., MD, DDS, DVM, LLB, JD)
- ☐ Doctorate degree (e.g., PhD, EdD)
- ☐ Other, *please specify* 

(if currently married or partnered) What is your spouse/partner's current employment/educational status? *Check all that apply.*

- ☐ Employed full time
- ☐ Employed part time
- ☐ Employed as a postdoctoral fellow
- ☐ Enrolled as a doctoral student (e.g., Ph.D.)
- ☐ Enrolled as a professional student (e.g., MD, DDS, DVM, LLB, JD)
- ☐ Enrolled as a master's degree student (e.g., MA, MS, MEng, Med, MSW, MBA)
- ☐ Enrolled as an undergraduate
- ☐ Unemployed
- ☐ Retired
- ☐ Other, *please specify* 

(if currently married or partnered) Which of the following best describes your spouse/partner's current occupation (*if currently employed*) or longer-term career goal (*if enrolled in a degree program or employed as a postdoctoral fellow*)?

- | | | |
|--|--|---|
| <input type="radio"/> Arts or writing or media or public relations | <input type="radio"/> Health occupation | <input type="radio"/> Physical sciences |
| <input type="radio"/> Accounting | <input type="radio"/> Homemaker | <input type="radio"/> Research associate or assistant |
| <input type="radio"/> Clerical or administrative | <input type="radio"/> Human resources or labor relations | <input type="radio"/> Sales and marketing |
| <input type="radio"/> Clergy or religious work | <input type="radio"/> Humanities | <input type="radio"/> Service occupation (non-health-related) |
| <input type="radio"/> Computer occupation | <input type="radio"/> Law | <input type="radio"/> Social sciences |
| <input type="radio"/> Construction mechanical or other industrial work | <input type="radio"/> Life sciences | <input type="radio"/> Social work |
| <input type="radio"/> Consulting | <input type="radio"/> Library sciences or archivist or curator | <input type="radio"/> K-12 teacher |
| <input type="radio"/> Counseling | <input type="radio"/> Management executive or upper administration | <input type="radio"/> Community college professor |
| <input type="radio"/> Engineering or architecture or surveying | <input type="radio"/> Other management related | <input type="radio"/> College or university professor |

- ☐ Farming forestry or fishing
 ☐ Mathematical actuarial or statistical sciences
 ☐ Other or multiple careers or goals

If you marked "Other or multiple careers or goals" please specify.

10. **(if married/partnered/widowed/divorced/separated)** For each of the following life events, please select the month from the dropdown list and type in the year that the event occurred.

	Life events	Month of event?	Year of event? (e.g., 1981)
a.	Date <u>most recently</u> married/partnered	Month? ▾	<input type="text"/>
b.	Date <u>most recently</u> divorced/separated from a spouse/partner <i>(skip if not relevant)</i>	Month? ▾	<input type="text"/>
c.	Date <u>most recently</u> you were widowed due to a death of a spouse/partner <i>(skip if not relevant)</i>	Month? ▾	<input type="text"/>

11. To what extent do you consider yourself a religious person?

- ☐ Very religious
☐ Moderately religious
☐ Slightly religious
☐ Not religious at all
☐ Don't Know
☐ Prefer not to say

12. On the following political scale, where would you place yourself?

- ☐ Extremely liberal
☐ Liberal
☐ Slightly liberal
☐ Moderate, middle of the road
☐ Slightly conservative
☐ Conservative
☐ Extremely conservative
☐ Don't know
☐ Prefer not to say

13. Are you a person with a disability?

Note: If "yes," an additional question will open.

- ☐ Yes, I currently have a disability
☐ No
☐ Other, please specify

(if yes) Which of the following categories describe your disability(ies)? Check all that apply.

- ☐ Blind/Visually Impaired

- ☐ Deaf/Hard of Hearing
- ☐ Physical/Orthopedic Disability
- ☐ Learning/Cognitive Disability
- ☐ Vocal/Speech Disability
- ☐ Other, *please specify*

What is the USUAL degree of difficulty you have with...

	None	Slight	Moderate	Severe	Unable to do
a. SEEING words or letters in ordinary newsprint (with glasses/contact lenses, if you usually wear them)	<input type="radio"/>	<input type="radio"/>	<input type="radio"/>	<input type="radio"/>	<input type="radio"/>
b. HEARING what is normally said in conversation with another person (with hearing aid, if you usually wear one)	<input type="radio"/>	<input type="radio"/>	<input type="radio"/>	<input type="radio"/>	<input type="radio"/>
c. WALKING without human or mechanical assistance or using stairs	<input type="radio"/>	<input type="radio"/>	<input type="radio"/>	<input type="radio"/>	<input type="radio"/>
d. LIFTING or carrying something as heavy as 10 pounds, such as a bag of groceries	<input type="radio"/>	<input type="radio"/>	<input type="radio"/>	<input type="radio"/>	<input type="radio"/>

14. Have you ever had substantial responsibility for parenting a child?

Note: If "yes," additional questions will open.

- ☐ Yes
- ☐ No

(if "yes" to substantial responsibility for parenting a child) For each child for whom you have had substantial responsibility for parenting, please specify the month and year of the child's **birth** or **adoption/foster placement with you**.

For stepchildren, please specify the month and year **when your parenting responsibilities began**. (If you have parented more than eight children, please enter information for the eight youngest children only.)

Additionally, for each child, do they currently live with you and/or are you currently making significant financial contributions on their behalf (e.g., living expenses, college tuition, etc.)?

		Month of event?	Year of event (e.g., 1981)	Relationship of child to you ¹	Do they live with you? ¹	Significant financial contributions? ¹
a.	Date of birth/arrival of youngest child	Month? ▾		Relationship? ▾	Live with you? ▾	Financial contributions? ▾
b.	Date of birth/arrival of 2nd youngest child (skip if not relevant)	Month? ▾		Relationship? ▾	Live with you? ▾	Financial contributions? ▾
c.	Date of birth/arrival of 3rd youngest child (skip if not relevant)	Month? ▾		Relationship? ▾	Live with you? ▾	Financial contributions? ▾
d.	Date of birth/arrival of 4th youngest child (skip if not relevant)	Month? ▾		Relationship? ▾	Live with you? ▾	Financial contributions? ▾
e.	Date of birth/arrival of 5th youngest child (skip if not relevant)	Month? ▾		Relationship? ▾	Live with you? ▾	Financial contributions? ▾
f.	Date of birth/arrival of 6th youngest child	Month? ▾		Relationship? ▾	Live with you? ▾	Financial contributions? ▾

	(skip if not relevant)					
g.	Date of birth/arrival of 7th youngest child (skip if not relevant)	Month? ▼		Relationship? ▼	Live with you? ▼	Financial contributions? ▼
h.	Date of birth/arrival of 8th youngest child (skip if not relevant)	Month? ▼		Relationship? ▼	Live with you? ▼	Financial contributions? ▼

¹If you marked "other" to any of the questions above, please note which child(ren) you are referring to and explain why you marked "other":

15. Do you currently provide a substantial amount of care (5 or more hours a week) to any adults (e.g., parents, spouse/partner, children, other relatives, and/or friends over 18 with medical conditions/other care needs)?

- ☐ Yes
☐ No

Note: If "yes," additional questions will open.

		Age of adult (e.g., 72)?	Relationship of adult to you? ²	Weekly hours?	Type of care and for how long (e.g., for the last 2 years)
a.	First adult		Relationship? ▼	Weekly hours? ▼	
b.	Second adult (skip if not relevant)		Relationship? ▼	Weekly hours? ▼	
c.	Third adult (skip if not relevant)		Relationship? ▼	Weekly hours? ▼	
d.	Fourth adult (skip if not relevant)		Relationship? ▼	Weekly hours? ▼	

²If you marked "other" relationship of adult to you, please note which adult you are referring to and describe the relationship(s) here:

16. Would you say your own health, in general, is excellent, very good, good, fair, or poor?

- ☐ Excellent
☐ Very good
☐ Good
☐ Fair
☐ Poor
☐ Do not Know
☐ Prefer not to say

17. Compared with 1 year ago, would you say that your health is better now, about the same, or worse than it was then?

- ☐ Better
☐ Same
☐ Worse

18. Many people feel older or younger than they actually are.

What age do you feel (e.g., 65)?

19. Has a doctor ever told you that you have experienced any of the following?

	Yes	No
a. High blood pressure or hypertension?	<input type="radio"/>	<input type="radio"/>
b. Diabetes or high blood sugar?	<input type="radio"/>	<input type="radio"/>
c. Cancer or a malignant tumor, excluding minor skin cancer?	<input type="radio"/>	<input type="radio"/>
d. Chronic lung disease such as chronic bronchitis or emphysema?	<input type="radio"/>	<input type="radio"/>
e. A heart attack, coronary heart disease, angina, congestive heart failure, or other heart problems?	<input type="radio"/>	<input type="radio"/>
f. A stroke?	<input type="radio"/>	<input type="radio"/>
g. Emotional, nervous, or psychiatric problems?	<input type="radio"/>	<input type="radio"/>
h. Memory-related disease?	<input type="radio"/>	<input type="radio"/>
i. Arthritis or rheumatism?	<input type="radio"/>	<input type="radio"/>
j. Glaucoma?	<input type="radio"/>	<input type="radio"/>

20. Overall in the last 30 days, how much difficulty did you have with . . .

	None	Mild	Moderate	Severe	Extreme
. . . concentrating or remembering things?	<input type="radio"/>	<input type="radio"/>	<input type="radio"/>	<input type="radio"/>	<input type="radio"/>
. . . sleeping, such as falling asleep, waking up frequently during the night or waking up too early in the morning?	<input type="radio"/>	<input type="radio"/>	<input type="radio"/>	<input type="radio"/>	<input type="radio"/>

21. Are you often troubled with pain?

- ☐ Yes
☐ No

(If "yes" to troubled by pain) How bad is the pain most of the time?

- ☐ Mild
☐ Moderate
☐ Severe
☐ Other, *please specify*



22. What do you estimate to be your total household earned income for 2012, before deductions (e.g., \$126,450)?

Include a total of all retirement income, UC pension payments, social security payments, wages, salaries, bonuses, overtime, commissions, consulting fees, net income from businesses, summertime teaching or research, or other work associated with scholarships for all members of the household.

23. In the last five years, have you made any financial donations to the University of California?

If "yes," an additional question will open up.

- ☐ No
☐ Yes

(If "yes" to the above question) Please describe the specific nature of your financial donation(s) to the University of California; specifying the total dollar amount of your donations over this 5 year period (e.g., \$500, estimates are fine), and whether your gift(s) was/were designated to be used for a specific purpose (e.g., undergraduate scholarships, building improvements, etc.).

We remind you that all responses are confidential and we automatically strip all personal identifiers from the response dataset.

In the last five years, have you made any financial donations to other Universities or Colleges?

- ☐ No
☐ Yes

24. Is your current primary residence (home) located in the United States?

Note: depending on your response additional questions will open.

- ☐ Yes
☐ No

(If "yes") What state or territory and city/town do you live in? What is the five-digit zip code of your primary residence?

Current home location	State or Territory	City or town or township	5-Digit Zip code (e.g., 94938)
Location of primary residence	Click Here ▼		

(If "no" to live in the U.S.) What country do you live in?

Please specify which country (if not found in the pull-down menu)

B. Professional Activities

25. In the past few months, what is the average number of hours per week you have spent on each of the following activities? There are 168 hours in a week -- rough estimates are fine.

	Weekly Activities	Average hours per week?
a.	Research activities (e.g., conducting experiments or other research work, writing papers/articles for publication, supervising other researchers, etc.)	Hours? ▼
b.	Teaching activities (e.g., teaching, grading, developing course materials, mentoring students, etc.)	Hours? ▼
c.	Housework and home maintenance (e.g., shopping, cooking, cleaning, laundry, paying bills)	Hours? ▼
d.	Caregiving (e.g., meeting the needs of children, teenagers, spouse/partner, elders, friends, other family members)	Hours? ▼
e.	Volunteering (e.g., volunteering your time to assist an institution, group, or individuals on a pro-bono basis)	Hours? ▼

26. These questions are about professional activities (paid or non-paid) in your life now and your recent past (the last several years). Please tell us **HOW OFTEN ON AVERAGE YOU TYPICALLY DO EACH ACTIVITY**. Disregard the summer months if your activities are very different at that time of year.

Also, please let us know whether ideally you would like to increase or decrease your frequency of undertaking these various activities.

[illegible][illegible]

	faculty and/or emeriti faculty) on research projects												
n.	Undertake university service activities	<input type="radio"/>	<input type="radio"/>	<input type="radio"/>	<input type="radio"/>	<input type="radio"/>	<input type="radio"/>	<input type="radio"/>	<input type="radio"/>	<input type="radio"/>	<input type="radio"/>	<input type="radio"/>	<input type="radio"/>
o.	Undertake community service activities	<input type="radio"/>	<input type="radio"/>	<input type="radio"/>	<input type="radio"/>	<input type="radio"/>	<input type="radio"/>	<input type="radio"/>	<input type="radio"/>	<input type="radio"/>	<input type="radio"/>	<input type="radio"/>	<input type="radio"/>

C. Quality of Life

27. With regard to each of the following, how satisfied are you?

	Very satisfied	Somewhat satisfied	Not too satisfied	Not at all satisfied
a. Your overall professional situation	<input type="radio"/>	<input type="radio"/>	<input type="radio"/>	<input type="radio"/>
b. Your overall life situation	<input type="radio"/>	<input type="radio"/>	<input type="radio"/>	<input type="radio"/>
c. The success you have achieved in your career so far	<input type="radio"/>	<input type="radio"/>	<input type="radio"/>	<input type="radio"/>
d. Your decision to have become a Professor	<input type="radio"/>	<input type="radio"/>	<input type="radio"/>	<input type="radio"/>
e. Your decision to have joined the faculty at UC	<input type="radio"/>	<input type="radio"/>	<input type="radio"/>	<input type="radio"/>
f. Your decision to retire from your UC faculty position	<input type="radio"/>	<input type="radio"/>	<input type="radio"/>	<input type="radio"/>
g. The timing of your retirement from your UC faculty position	<input type="radio"/>	<input type="radio"/>	<input type="radio"/>	<input type="radio"/>
h. The support/recognition received from your department/University as you transitioned into retirement	<input type="radio"/>	<input type="radio"/>	<input type="radio"/>	<input type="radio"/>
i. Your past relationship with your department as a faculty member	<input type="radio"/>	<input type="radio"/>	<input type="radio"/>	<input type="radio"/>
j. Your current relationship with your department as faculty emeriti	<input type="radio"/>	<input type="radio"/>	<input type="radio"/>	<input type="radio"/>
k. The University's approach to and collaboration with UC faculty emeriti	<input type="radio"/>	<input type="radio"/>	<input type="radio"/>	<input type="radio"/>
l. Your ability to control things that affect you	<input type="radio"/>	<input type="radio"/>	<input type="radio"/>	<input type="radio"/>

If you have any comments about any of the above items, please share them with us in the below text box:

28. To what extent do you agree with the following statement: My main satisfaction in life comes from my work.

- ☐ Strongly agree
☐ Agree
☐ Disagree
☐ Strongly disagree

29. Taken all together, how would you say things are these days--would you say that you are very happy, pretty happy, or not too happy?

- ☐ Very happy
☐ Pretty happy
☐ Not too happy
☐ Don't Know

[illegible]

af.	Desire to relocate geographically	<input type="radio"/>	<input type="radio"/>	<input type="radio"/>	<input type="radio"/>	<input type="radio"/>	<input type="radio"/>	<input type="radio"/>	<input type="radio"/>	<input type="radio"/>
ag.	Other (<i>please specify below</i>)	<input type="radio"/>	<input type="radio"/>	<input type="radio"/>	<input type="radio"/>	<input type="radio"/>	<input type="radio"/>	<input type="radio"/>	<input type="radio"/>	<input type="radio"/>

If "other," please specify.

If you would like, please share with us how any of the above factors affected your decision to retire from your UC faculty position.

Knowing what you know today, what advice would you offer to mid- and late-career UC faculty who are thinking about their own retirement decision?

In retrospect, do you wish you had retired sooner or later than you did? *Pick the statement that most accurately reflects your current perspective.*

- ☐ I wish I had retired sooner than I did
- ☐ I wish I had retired at a later date
- ☐ I am satisfied with the timing of my retirement
- ☐ Not sure
- ☐ Other, *please specify*



If you have any comments about the timing of your retirement, please share them with us below.

Additionally, if there was any information that you did not know at the time of your retirement decision that would have been useful to you, please describe it below.

32. Were you a faculty member at UC at the time of the [VERIPs \(Voluntary Early Retirement Incentive Programs\)](#) in the early 1990s?

If "yes," additional questions will open up.

- ☐ No
- ☐ Yes

As a faculty member at the time of the VERIPS, do you think that in the long run the VERIPs have had the effect of ushering in a period of increased or decreased productivity for your department?

- ☐ Increased departmental productivity
- ☐ Decreased productivity
- ☐ No noticeable change
- ☐ Not sure

If **"increased productivity"** Please explain why you think the VERIPs led to increased departmental productivity over time:

If **"decreased productivity"** Please explain why you think the VERIPs led to decreased departmental productivity over time:

If **"no noticeable change"** Please explain why you think the VERIPs did not affect departmental productivity over time:

If **"not sure"** Do you have any thoughts about how the VERIPs affected your department? If yes, please share them with us:

As a faculty member at the time of the VERIPs, were you eligible to take one of the three VERIP retirement options?

If you were eligible for at least one of the three programs (whether or not you eventually accepted or declined the offer), please mark "yes".

For information regarding the VERIPS and past eligibility requirements, please [click here](#).

If "yes," additional questions will open up.

- ☐ No, I would not have satisfied the [eligibility requirements](#) for any of the three VERIP programs
- ☐ Yes, I satisfied the [eligibility requirements](#) for at least one of the VERIP programs
- ☐ Not sure

(If "yes" to eligible for one or more VERIPs) Which of the following [VERIPs](#) do you believe you were eligible to accept?

If you were eligible, did you accept the particular VERIP? If "yes" or "no," please explain why you accepted or declined the particular offer.

How satisfied are you with the decision you made? Do you have any other comments about the choice you made?

For information regarding the VERIPs and past eligibility requirements, please [click here](#).

	VERIPs	Were you eligible?			Did you accept it (if eligible)?		Why did you accept or decline this particular VERIP?	How satisfied are you with the decision you made?				Any other comments?
		No (skip to next VERIP)	Not sure	Yes	Yes	No		Very satisfied	Somewhat satisfied	Not too satisfied	Not at all satisfied	
a.	VERIP I (effective July	<input type="radio"/>	<input type="radio"/>	<input type="radio"/>	<input type="radio"/>	<input type="radio"/>		<input type="radio"/>	<input type="radio"/>	<input type="radio"/>	<input type="radio"/>	

	collaborating with others within or outside your department).								
b.	Teaching grants (small-scale) to encourage mid- and late-career faculty to design and teach new courses (perhaps collaborating with others within or outside your department).	<input type="radio"/>	<input type="radio"/>	<input type="radio"/>	<input type="radio"/>	<input type="radio"/>	<input type="radio"/>	<input type="radio"/>	<input type="radio"/>
c.	Enhanced approaches to sabbatical that emphasize intellectual renewal (e.g., incentives to explore new areas of research interests).	<input type="radio"/>	<input type="radio"/>	<input type="radio"/>	<input type="radio"/>	<input type="radio"/>	<input type="radio"/>	<input type="radio"/>	<input type="radio"/>
d.	Grants (small-scale) to assist/encourage faculty in the development of community service initiatives .	<input type="radio"/>	<input type="radio"/>	<input type="radio"/>	<input type="radio"/>	<input type="radio"/>	<input type="radio"/>	<input type="radio"/>	<input type="radio"/>
e.	An increase in the options to go part time at any point in a faculty career, while retaining an existing tenure-line appointment .	<input type="radio"/>	<input type="radio"/>	<input type="radio"/>	<input type="radio"/>	<input type="radio"/>	<input type="radio"/>	<input type="radio"/>	<input type="radio"/>
f.	An increase in the options to go part time at any point in a faculty career, vacating an existing tenure-line appointment in favor of a more flexible, limited-term position .	<input type="radio"/>	<input type="radio"/>	<input type="radio"/>	<input type="radio"/>	<input type="radio"/>	<input type="radio"/>	<input type="radio"/>	<input type="radio"/>
g.	An increase in the opportunities to focus more time on research relative to time spent on teaching (whether full- or part-time).	<input type="radio"/>	<input type="radio"/>	<input type="radio"/>	<input type="radio"/>	<input type="radio"/>	<input type="radio"/>	<input type="radio"/>	<input type="radio"/>
h.	An increase in the opportunities to focus more time on teaching relative to time spent on research (whether full- or part-time).	<input type="radio"/>	<input type="radio"/>	<input type="radio"/>	<input type="radio"/>	<input type="radio"/>	<input type="radio"/>	<input type="radio"/>	<input type="radio"/>

	(continued)	Usefulness of policy/initiative to you (past, present, or future)?				Your level of support for implementation of and use of policy/initiative by UC faculty?			
		Very useful	Somewhat useful	Not too useful	Not useful at all	Very supportive	Somewhat supportive	Not too supportive	Not supportive at all
i.	An increase in the availability of information regarding retirement options/benefits .	<input type="radio"/>	<input type="radio"/>	<input type="radio"/>	<input type="radio"/>	<input type="radio"/>	<input type="radio"/>	<input type="radio"/>	<input type="radio"/>
j.	An increase in the availability of information regarding post-retirement opportunities to continue to contribute to the campus community (e.g., Recall status, Professor of the Graduate School, volunteer opportunities, etc.).	<input type="radio"/>	<input type="radio"/>	<input type="radio"/>	<input type="radio"/>	<input type="radio"/>	<input type="radio"/>	<input type="radio"/>	<input type="radio"/>
k.	An increase in opportunities to have access to post-retirement research space as part of pre-retirement agreements.	<input type="radio"/>	<input type="radio"/>	<input type="radio"/>	<input type="radio"/>	<input type="radio"/>	<input type="radio"/>	<input type="radio"/>	<input type="radio"/>
l.	An increase in opportunities to have access to post-retirement office space as part of pre-retirement agreements.	<input type="radio"/>	<input type="radio"/>	<input type="radio"/>	<input type="radio"/>	<input type="radio"/>	<input type="radio"/>	<input type="radio"/>	<input type="radio"/>
m.	An increase in opportunities to teach after retirement as part of pre-retirement agreements.	<input type="radio"/>	<input type="radio"/>	<input type="radio"/>	<input type="radio"/>	<input type="radio"/>	<input type="radio"/>	<input type="radio"/>	<input type="radio"/>
n.	An overall increase in the availability of post-retirement opportunities on campus (e.g., research collaboration, department events, invited lectures, opportunities to mentor students/junior faculty, participation in research centers, etc.).	<input type="radio"/>	<input type="radio"/>	<input type="radio"/>	<input type="radio"/>	<input type="radio"/>	<input type="radio"/>	<input type="radio"/>	<input type="radio"/>
o.	Other policies or initiatives (please specify below).	<input type="radio"/>	<input type="radio"/>	<input type="radio"/>	<input type="radio"/>	<input type="radio"/>	<input type="radio"/>	<input type="radio"/>	<input type="radio"/>

If "other," please specify.

Please share with us any comments that you might have on any of the above possible mid-, late-, and post-retirement career policies and/or initiatives for UC ladder-rank

faculty:


35. In general, how effective do you think the University is at drawing upon the talent of UC faculty emeriti?

- ☐ Very effective
- ☐ Somewhat effective
- ☐ Not too effective
- ☐ Not effective at all
- ☐ Not sure

We would be interested in any thoughts you have about the above issue, and why you rated the above item as you did:

36. Since you have retired from your UC faculty position, have you participated in any program(s)/institution(s)/association(s) designed to support UC faculty emeriti on your campus or throughout the UC system (e.g., UC Berkeley sponsors the [Berkeley Retirement Center](#); all campuses feature emeriti associations, along with a UC-wide association, see [CUCEA](#))?

Note: depending on your response additional questions will open.

- ☐ No, I am not interested in programs/institutions/associations of this type
- ☐ No, the types of programs/institutions/associations that would interest me do not exist
- ☐ No, I was unaware of the existence of these types of programs/institutions/associations
- ☐ Yes, I participate in one or more
please specify 

Name of the program(s)/
institution(s)/association(s)?

(If "yes" to the above question) How useful have you found this/these program(s)/institution(s)/association(s) to be?

- ☐ Very useful
- ☐ Somewhat useful
- ☐ Not too useful
- ☐ Not useful at all

If you have any comments about this/these program(s)/institution(s)/association(s), please make them in the below text box:

F. Final Question

37. Is there anything else you would like us to know about your experience as a UC faculty member and/or UC faculty emeriti?

Thank you for participating in our survey! If you are finished, please click the submit button. If you would like to continue the survey later, please click the save button.

Submit questionnaire